






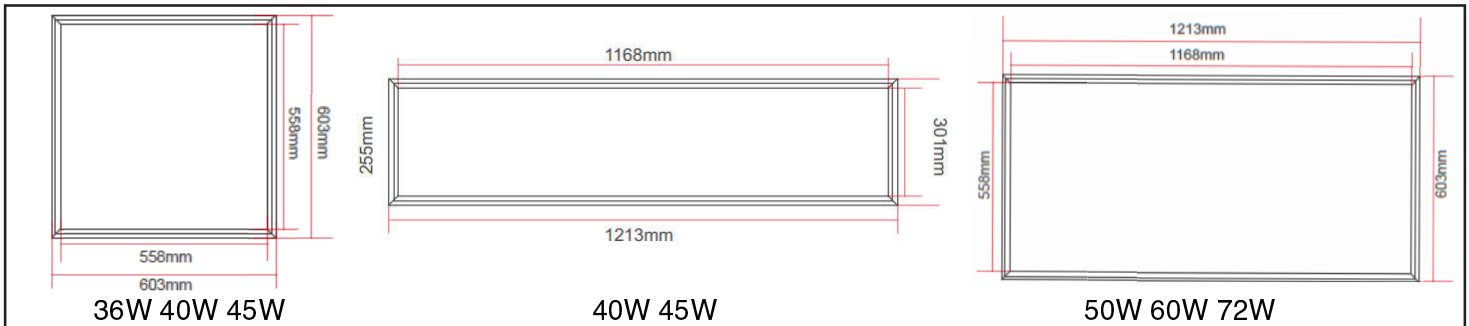


## LED PANEL LIGHT

   	<p><b>PRODUCT DESCRIPTION</b></p> <p>LED Panel lights can mount onto any ceiling whether you have a new construction or upgrade application. They are perfect for illuminating a variety of indoor applications, including public places, retail and residential complexes, offices, warehouses and hospitality. Bright white light consumes less energy than fluorescents and has less heat dissipation.</p> <p><b>ACCESSORIES</b></p> <p>Dimmer  Remote  Emergency Batteries </p>
---	--

## DIMENSIONS



## SPECIFICATIONS

Part Number	Input Power	Input Voltage	Efficiency	CCT	Light Distribution	CRI	Certificates	Warranty
JH-PL36W22-91X	36W	100-277VAC	110Lm/W	3000-6500K	120°	>80	UL, DLC	5 Years
JH-PL40W22-91X	40W	100-277VAC	110Lm/W	3000-6500K	120°	>80	UL, DLC	5 Years
JH-PL45W22-91X	45W	100-277VAC	110Lm/W	3000-6500K	120°	>80	UL, DLC	5 Years
JH-PL40W41-91X	40W	100-277VAC	110Lm/W	3000-6500K	120°	>80	UL, DLC	5 Years
JH-PL45W41-91X	45W	100-277VAC	110Lm/W	3000-6500K	120°	>80	UL, DLC	5 Years
JH-PL50W42-91X	50W	100-277VAC	110Lm/W	3000-6500K	120°	>80	UL, DLC	5 Years
JH-PL60W42-91X	60W	100-277VAC	110Lm/W	3000-6500K	120°	>80	UL, DLC	5 Years
JH-PL72W42-91X	72W	100-277VAC	110Lm/W	3000-6500K	120°	>80	UL, DLC	5 Years