








LED SQUARE CEILING LIGHT



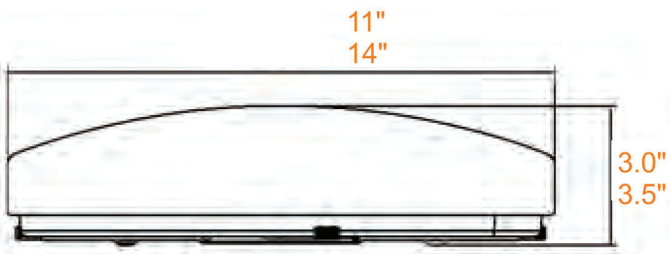





PRODUCT DESCRIPTION

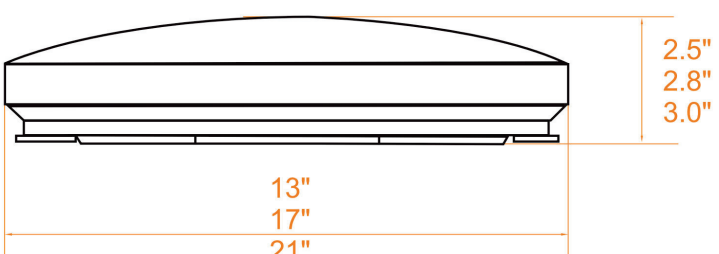
LED Mounted Ceiling Lights can be mounted indoors as a low cost LED replacement solution. It can replace any existing indoor ceiling mount fixtures. They are ideal for apartments, offices, hallways, or entryways.

Dimmable

DIMENSIONS



15W 25W



24W 30W 35W

SPECIFICATIONS

Part Number	Input Power	Size	Input Voltage	Efficiency	CCT	Light Distribution	CRI	Certificates	Warranty
JH-SCL15W-64L	15W	11 Inch	120V	1100Lm	2700-5000K	120°	>80	UL, Energy Star, RoHS	5 Years
JH-SCL25W-64L	25W	14 Inch	120V	1800Lm	2700-5000K	120°	>80	UL, Energy Star, RoHS	5 Years
JH-SCL24W-64L	24W	13 Inch	120V	1500Lm	2700-5000K	120°	>80	UL, Energy Star, RoHS	5 Years
JH-SCL30W-64L	30W	17 Inch	120V	1800Lm	2700-5000K	120°	>80	UL, Energy Star, RoHS	5 Years
JH-SCL35W-64L	35W	21 Inch	120V	2200Lm	2700-5000K	120°	>80	UL, Energy Star, RoHS	5 Years